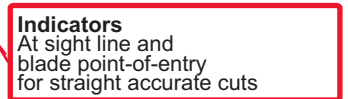






# 4131

## 185mm Metal Cutter

1 100W



| <br><b>MATERIAL THICKNESS</b> | METAL SHEET |       | C-STUD            |                  | ANGLE STUD       |                  | METAL STUD     |               | REBAR     | PIPE                        |                          |                       | CORRUGATED SHEET |       |
|---|-------------|-------|-------------------|------------------|------------------|------------------|----------------|---------------|-----------|-----------------------------|--------------------------|-----------------------|------------------|-------|
|   | 1.5mm       | 3.0mm | 50 x 100<br>1.6mm | 45 x 90<br>3.0mm | 50 x 50<br>4.0mm | 50 x 50<br>6.0mm | 25Ga<br>0.56mm | 16Ga<br>1.6mm | ∅<br>20mm | Square<br>50 x 100<br>3.2mm | Conduit<br>∅ 20<br>1.2mm | Pipe<br>∅ 60<br>3.8mm | 0-0.9mm          | 1-2mm |
| * B-03931<br>185 X 36T  | ×           | ⊙     | ×                 | ⊙                | ⊙                | ⊙                | ⊙              | ×             | ⊙         | ⊙                           | ⊙                        | ⊙                     | ×                | ×     |
| A-83967<br>185 X 48T  | ×           | ⊙     | ○                 | ⊙                | ⊙                | ⊙                | ○              | ○             | ×         | ⊙                           | ⊙                        | ⊙                     | ×                | ×     |
| A-86446<br>185 X 70T  | ⊙           | ⊙     | ⊙                 | ×                | ×                | ×                | ⊙              | ⊙             | ×         | ×                           | ⊙                        | ×                     | ⊙                | ⊙     |
| A-85438<br>185 X 38T  | ×           | ⊙     | ×                 | ○                | ⊙                | ⊙                | ×              | ×             | ×         | ⊙                           | ○                        | ⊙                     | ×                | ×     |

\* **Cermet Tip Type** (Standard equipment) ⊙ **Excellent** ○ **Good** ◯ **Fair** × **Not Applicable**

The service life of saw blades can be differ from the above result, depending on the working conditions.

### SPECIFICATIONS:

|                          |             |
|--------------------------|-------------|
| Blade diameter           | 185mm       |
| Maximum cutting capacity | 63mm        |
| No load speed            | 3 500 r/min |
| Continuous rating input  | 1 100W      |
| Overall length           | 358mm       |
| Net weight               | 5.1kg       |
| Power supply cord        | 2.5m        |
| Carbon brush             | AC303       |

### FEATURES:

Double insulation

### STANDARD EQUIPMENT:

Carbide tipped saw blade for mild steel cutting  
Hex wrench  
Safety goggles

### OPTIONAL ACCESSORIES

|                               |          |
|-------------------------------|----------|
| Description                   | Part No. |
| 185mm diameter blade 36 teeth | B-03931  |

